Name _____ Date _____ Per _____

GRADE 8 MATH · HOMEWORK · ADVANCED

Linear Associations

SCORE / 25

01 Part A · Practice

If the points lie close to a straight line, the association is linear; the trend line's slope shows positive or negative.

1 ●○○ Without graphing, do the data show a positive or a negative linear association? Explain.

Temp	10	30	40	50	60	70	90
Drinks	40	60	60	70	70	80	90

2 ●○○ Is the association linear, nonlinear, or is there no association?

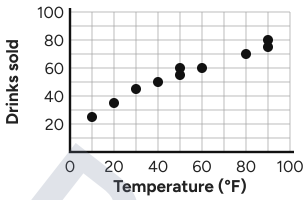

3 ●○○ The dashed line is a trend line. Is the association positive or negative? Why?

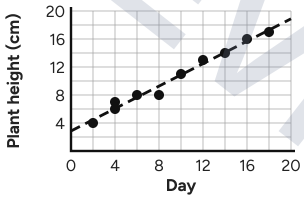

4 ●○○ Draw a trend line for the data. Is the association positive or negative?

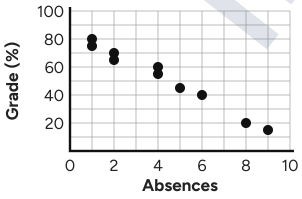

5 ●○○ Without graphing: positive, negative, or no association? (3, 4), (5, 4), (6, 3), (8, 2), (9, 1)

6 ●○○ The dashed line is a trend line. Is the association positive or negative? Why?

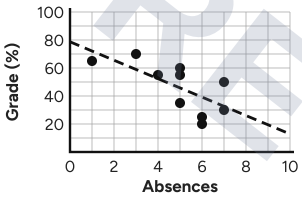

© 2026 Math Teacher Prints · 4-2a Homework · Advanced

Preview - the full worksheet and its answer key are at primeworksheet.com